



ICON TECHNICAL

- Structure: Walnut wood faced board
- Fronts: 19mm MDF (if lacquered handle) / 19mm chipboard (if natural walnut wood handle)
- Sides: 16mm chipboard
- Finish: Matt lacquered
- Installation: Vanity must be fixed to the wall

- Soft-Close doors
- Soft-Close drawer
- Full-extraction
- Metallic drawer

ICON FINISHES

Matt lacquered

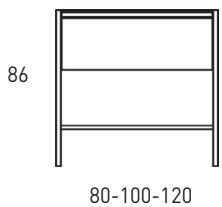


ICON DIMENSIONS

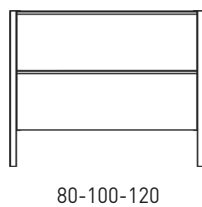
Vanity units

Depth 45cm

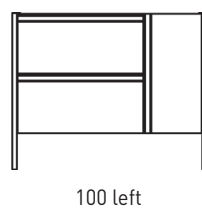
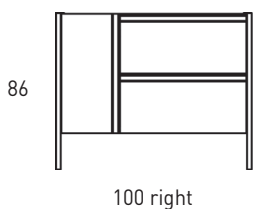
Drawer + Shelf



2 drawers



2 drawers / 1 door



Tall unit

Depth 27cm

Reversible

